



Handling and storage of birch plywood panels

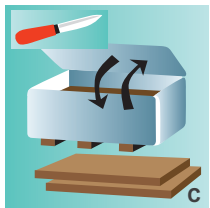
Plywood products, like any other wood-based panels, must be properly handled and stored. Otherwise panel surfaces, edges and corners may be damaged and the panels may twist and warp. Metsä Wood Plywood panels can be fastened, cut, shaped and drilled using correct woodworking fasteners and tools. Seal the resulting raw edges with water resistant paint. Panel surfaces can be repaired with water resistant fillers or patching materials.



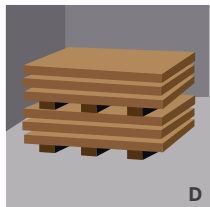
- It is recommended to keep plywood panels in their packaging during storage. This will protect the panels and help maintain the moisture content. Unopened packages can be temporarily stored outside due to the plastic wrapping. **(A)**



- Once the wrapping has been removed protect the panels from contact with water and direct sunlight by storing in a building or by covering with a suitable waterproof cover. Also avoid very dry and hot storage areas. **(B)**



- Individual panels can be removed from the plastic wrapping. However, remember to close the package after opening. **(C)**



- Always store open packages in stable conditions (indoors). **(D)**



- It is recommended not to store packages in too high stacks, without storage shelves between packages to ensure safety and stability. Positioning of base under sticks shall be vertically in even line. Storage flooring should be horizontally even, level surface and a dry, covered area. **(E)**



- Loose panels should not be transported around the site using mechanical handling equipment, as panels are slippery. **(F)**




- At the end of their service life Metsä Wood plywood panels can be chipped and utilised in bio energy production. It should be noted that the instructions for disposal may vary in different countries depending on current legislation. **(G)**



- All Metsä Wood plywood packing material is recyclable. **(H)**



- Minor damage to the phenolic panels can be easily repaired by first sanding and then painting over the damaged area. **(I)**



- Individual panels should always be moved by lifting and carrying them manually or automatically by vacuum lifting. They must not be pulled along the ground or the floor. **(J)**



- Plywood panels should always be stored horizontally. **(K)**

This leaflet is provided for information purposes only and no liability or responsibility of any kind is accepted by Metsä Wood or their representatives, although Metsä Wood has used reasonable efforts to verify the accuracy of any advice, recommendation or information. Metsä Wood reserves the right to make alterations to its products, product information and product range without prior notice.